

LED-Warning Lamp Series WT-L

DESCRIPTION

Warning lamp in metalframe and maintenance-free, low energy LED technology with flash or static function.

The simple mounting is possible through the plain and easy aluminum housing. The electric connection occurs directly at the "Connection Box".



APPLICATION

The warning lamp is used for the optical warning of dangerous Gas- concentration in garages, tunnels and other hazardous zones.

FEATURES

- Power supply 230 VAC with/without EPS or 24 VAC/DC.
- Low energy power.
- Long Life LED technology (100.000h).
- Static (Factory Set) or flash Function programmable.
- Flashing frequency adjustable from 0,6 to 4,0 sec. (Factory set 1 sec.).
- Testfunction without opening the Connection Box. (only EPS Type).
- Different Text Color possible.
- Character height 67 mm.
- Text at one or both Side.
- Different Dimensions.
- Stable Aluminum Frame.
- Extremely plain design (without hollow body) 22 mm.
- Simple mounting and electrical connection.
- For Ceilings - and wall mounting suitable.
- adjustable installation eye.

SPECIFICATIONS

Electrical

Power supply	
- WT-L-230 / EPS	230 VAC, -10% / + 20% 50 Hz
- WT-L-24	24 VAC/DC, -10% / + 20% 50 Hz
Power consumption	,1,3 W x Length Unit (LU) x Height Unit (HU)
Lighting technology	LED, Working at least: 100.000 h

Operating Environment

Humidity Range	15 to 90 % RH non-condensing
Working temperature	-20° C to + 40° C
Storage temperature	-5° C to + 30° C

Physical characteristics

Warning lamp

Housing	Aluminum frame
Dimensions	H = 95 mm + (280 mm x number of LU) W = 156 mm (One HU) / 280 mm (Two HU) D = 22 mm
Weight	Dependent on type
Protection	IP 54
Mounting	Ceiling- or Wall mounting
Mounting Accessory	Two mounting eyes
Connection cable warning light	Ölflex Classic 110 gray 2 x 0,5 mm ² ; length 1,80 m
Character height	67 mm
Text color	Yellow or red (other Color on request)

Connection Box

Housing	Plastic
Dimensions	(H x W x D) 114 x 152 x 75 mm
Weight - without Option EPS	0,6 kg
- with Option EPS	1,0 kg
Protection	IP 54
Mounting	Ceiling- or Wall mounting
Mounting accessory	Two mounting screw
Cable entry	2 x M 16, 1 x M 12
Wiring connection	screw type: min. 0,25 mm ² , max. 2,5 mm ²

Option EPS

Supply duration	At least 60 minutes at loaded accumulator
Charging time	10 h
Expected accumulator service life	5 year, normal operating environment

Option Buzzer

Sound pressure	85 dB (Distance 300 mm)
Audio frequency	3,5 kHz

Guideline

EMV- Guideline 89/336/EWG
CE

Warranty

Two years material and workmanship

ORDERING INFORMATION

WT-L- XXX - XXX - XX - XXX - XX

Color

GG Text and background; Yellow
 RR Text and background; Red
 RW Text; Red / Background; Withe

Type

1XX 1 = Text at One side / 2 = at Two side
 X1X 1 = Number HU (1 or 2 HU)
 XX1 1 = Number LU (max. 6 LU)

Buzzer / Flasher

X1 1 = with warning Buzzer
 1X 1 = with Flasher (not at EPS)

Power supply

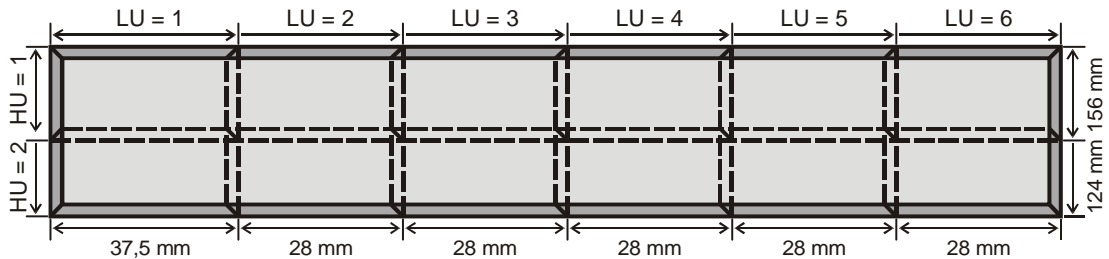
230 = 230 VAC 50 Hz
 EPS = 230 VAC 50 Hz with EPS,
 024 = 024 VAC/DC

Texts¹

EG1 Gasalarm
 EG2 Standard English
 NL1 Standard Netherlands
 DK1 Standard Danmark
 STT Special text

¹ Special texts and symbols on request

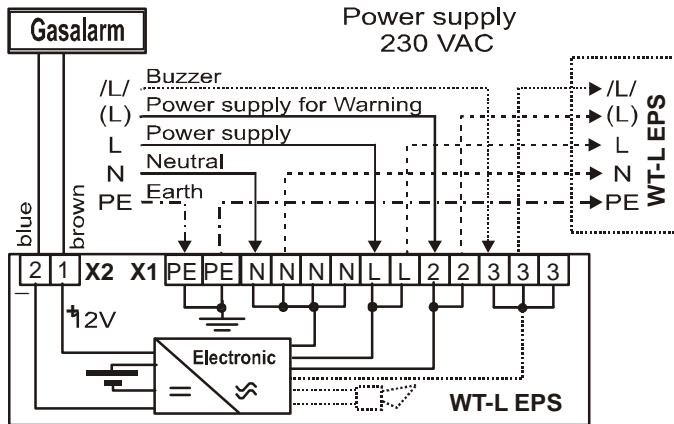
Overview Type (Dimensions)



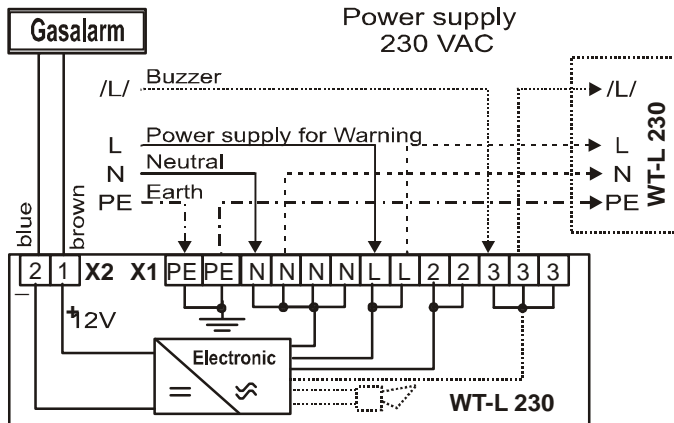
special equipement on request!

WIRING CONFIGURATION

WT-L - EPS



WT-L - 230 V



WT-L - 24 V

